

2ND GRADE SUMMER WORK



BERMAN

MELVIN J. BERMAN HEBREW ACADEMY

Summer Learning



Dear Lower School Friend,

We hope you are having a great summer and enjoying the sunshine! We're looking forward to seeing you back at school in August.

To help your learning muscles stay strong while you play and relax, we've put together some simple weekly practice packets. Here's the plan:

- Each week, choose and complete *one* packet from this folder. You'll get to revisit what you've learned in reading, math, Ivrit, and Judaics, and you'll feel confident and ready when school starts again.
- After you finish a packet, ask a grown up at your home to initial your prize card for the week.
- When your card is filled, head over to Ben Yehuda's Pizza for a delicious reward!

Of course, EVERY DAY is a good day to daven, lend a helpful hand, and find small moments to be kind to your friends and family. That's the real secret to a great and meaningful summer.

Have a great summer!
Your Lower School Grown Ups

WEEK 1

2ND GRADE

Read the letter telling you about the reading postcard project. Work on it over the next few weeks. We can't wait to get it and hear about the book you've read!

JOKE OF THE WEEK

Which school supply is king of the classroom?



The ruler!

WEEK 1

$$\begin{array}{r} 65 \\ + 3 \\ \hline \end{array}$$

$$\begin{array}{r} 51 \\ + 46 \\ \hline \end{array}$$

$$\begin{array}{r} 55 \\ - 4 \\ \hline \end{array}$$

$$\begin{array}{r} 90 \\ - 60 \\ \hline \end{array}$$

Color the balloons that show the same amount as 83.

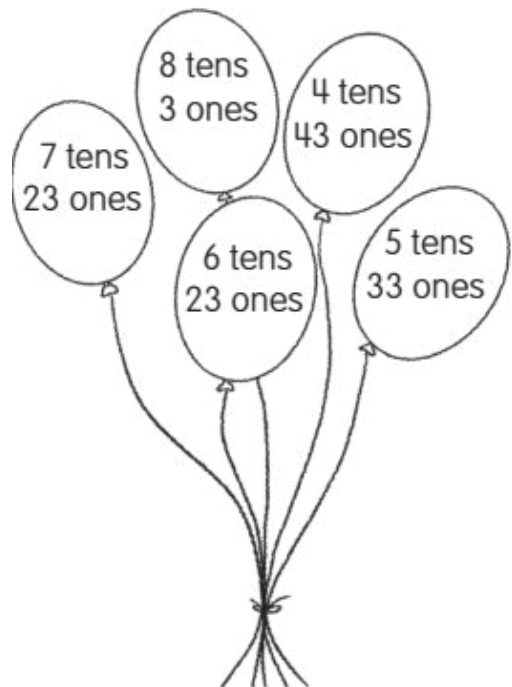
Then, create new ways to show 68 and 49.

68 =



Tens	Ones

49 =

Tens	Ones



Write the missing numbers in each number pattern.



WEEK 1

א ב ג ד ה ו ז ח ט י כ ל מ נ ס ע פ צ ק ר ש ת
 א ב ג ד ה ו ז ח ט י כ ל מ נ ס ע פ צ ק ר ש ת

איך פוֹתְהִים ל | הַכְתָּה?



נ | בְּכַתֵּב



| = ך

ך = נ

נ = ך

ך = נ

הַבְקָשָׁה לְשִׁחָק.

הַבְקָשָׁה לְהַאִיר נ ו ך הַכְתָּה.



1. נ ו א | י ח ס נ ר |

הַבְקָשָׁה לְכַתּוֹב נ | הַכְתָּה וְאֶקְרָא.





2. (Tracing practice for the letter 'נ' with dashed lines and a red arrow indicating the stroke direction.)

3. (Tracing practice for the letter 'ך' with dashed lines and a red arrow indicating the stroke direction.)

4. (Tracing practice for the letter 'נ' with dashed lines.)

5. (Tracing practice for the letter 'ך' with dashed lines.)



WEEK 1



מִשְׁחָק מִילִים - מָה עוֹשִׂים הַיִּלָּדִים?

איך אומרים בעברית?

אִתָּה	אִכָּל	הֵלֵךְ	יָשָׁב	כָּתַב	קָרָא	רָקַד	שָׁתָה
אִתָּה	אִכָּל	הֵלֵךְ	יָשָׁב	כָּתַב	קָרָא	רָקַד	שָׁתָה

הַהֲקָשָׁה לְכִתּוּב הַכְּתָב מָה הַצִּיּוּר.



8



4



1



2



3



5



6



7

WEEK 2

2ND GRADE

Keep reading your book and working on your postcard. We can't wait to get it!

JOKE OF THE WEEK

What do you call a bear with no teeth?



A gummy bear!

WEEK





$$\begin{array}{r} 58 \\ + 21 \\ \hline \end{array}$$

$$\begin{array}{r} 38 \\ + 1 \\ \hline \end{array}$$

$$\begin{array}{r} 69 \\ - 3 \\ \hline \end{array}$$

$$\begin{array}{r} 99 \\ - 68 \\ \hline \end{array}$$

Solve the math facts as quickly as you can.



WEEK 2

א ב ג ד ה ו ז ח ט י כ ל מ נ ס ע פ צ ק ר ש ת
 ת א כ פ ט נ מ ס ע פ צ ק ר ש ת

איך פוֹתְהִים לְהַכְתִּיב?



כ = ג



הִתְקַשֵּׁה לְשִׁחָק.

הִתְקַשֵּׁה לְהַאִיר כְּהַכְתֵּב.



1. כ י ת ל א ל כ ה ו כ

הִתְקַשֵּׁה לְכַתּוֹב לְהַכְתִּיב וְלִקְרֹא.




2. (Tracing practice for the letter 'כ' with dashed lines and a red arrow indicating the stroke direction.)

3. (Tracing practice for the letter 'כ' with dashed lines and a red arrow indicating the stroke direction.)

4. (Tracing practice for the letter 'כ' with dashed lines and a red arrow indicating the stroke direction.)

5. (Tracing practice for the letter 'כ' with dashed lines and a red arrow indicating the stroke direction.)



WEEK 2

נִי זָר בְּזֶה הַחַיּוֹת?



הַבִּקְשָׁה אֶחָד וְהַבִּקְשָׁה אֶחָד.



- 1 הִינֵה זֶה חַיּוֹת.
- 2 בְּזֶה הַחַיּוֹת זֶה חַיּוֹת.
- 3 הַקִּנְטָרוֹ זֶה בְּזֶה הַחַיּוֹת.
- 4 הַסָּרִיִּי זֶה בְּזֶה הַחַיּוֹת.
- 5 הַתֵּנִי זֶה בְּזֶה הַחַיּוֹת.
- 6 הִינֵה זֶה בְּזֶה הַחַיּוֹת?
- 7 חָה חָה חָה!
- 8 הִינֵה זֶה בְּזֶה הַחַיּוֹת.
- 9 הִינֵה חֹמְטֵת בְּחֹמְטֵת
- 10 בְּזֶה הַחַיּוֹת.

WEEK 3

2ND GRADE

Keep reading your book and working on your postcard. We can't wait to get it!

JOKE OF THE WEEK

How do you get a mouse to smile?



Say Cheese!

WEEK 3

$$\begin{array}{r} 92 \\ + 6 \\ \hline \end{array}$$

$$\begin{array}{r} 32 \\ + 51 \\ \hline \end{array}$$

$$\begin{array}{r} 74 \\ - 3 \\ \hline \end{array}$$

$$\begin{array}{r} 66 \\ - 24 \\ \hline \end{array}$$



Roy Rodent is finding its way to the yummy cheese.
Help him by drawing a path from 40 to 120.
Count on by tens.


Start

40	41	42	43	45	46	47	48
49	50	51	67	68	69	79	89
59	60	52	53	54	55	56	99
112	61	70	71	72	73	57	58
113	62	78	80	90	74	75	108
114	63	88	81	91	100	76	77
115	64	98	82	92	101	110	78
116	65	118	83	93	102	111	120



cheese

Draw a line from the clock to the correct time.



12:30

11:30

8:30

6:30

Use <, >, or = in each box.

20 19

13 15

18 10

16 12

20 20

19 19

WEEK 3



איך כותבים ח ! ק הכתה?



הקשה לשחק.



ח = ח ק = ק

ק, ח בכתב



הקשה להאיר ח ! ק הכתה.



1. ר ח ק ת ח א ק ס ח ב

הקשה לכתוב ח ! ק הכתה וקרא.


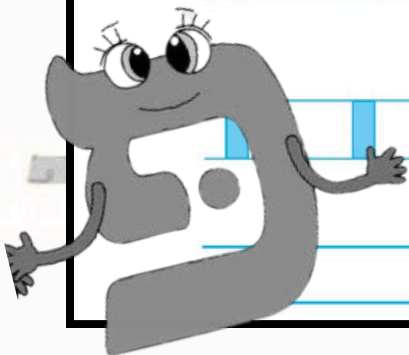


2. Tracing practice for the letter ח with stroke order guides (1: curve, 2: vertical line).

3. Tracing practice for the letter ק with stroke order guides (1: curve, 2: vertical line).

4. Tracing practice for the letter ח with stroke order guides (1: curve, 2: vertical line).

5. Tracing practice for the letter ח with stroke order guides (1: curve, 2: vertical line).



WEEK 3

נ' שותה שוקו?

נ' שותה שוקו?



הַכֹּהֵן הַכָּתוּב ל' e הַכֹּהֵן הַכָּתוּב יִקְרָא.



1 הַכֹּהֵן יִשְׁתֶּה לֵּשֶׁת

2 יִשְׁתֶּה שֹׁקוֹ לֵשֶׁת קִטְרוֹ.

3 לֵשֶׁת לֵשֶׁת לֵשֶׁת

4 לֵשֶׁת לֵשֶׁת לֵשֶׁת.



5 הַכֹּהֵן לֵשֶׁת, לֵשֶׁת?

6 לֵשֶׁת לֵשֶׁת לֵשֶׁת לֵשֶׁת לֵשֶׁת.



7 הַכֹּהֵן לֵשֶׁת לֵשֶׁת לֵשֶׁת

8 לֵשֶׁת לֵשֶׁת לֵשֶׁת.


9 הַכֹּהֵן לֵשֶׁת לֵשֶׁת לֵשֶׁת.

WEEK 4

2ND GRADE

Keep reading your book and working on your postcard. We can't wait to get it!

JOKE OF THE WEEK



How does
a train
eat?

It goes Chew Chew!

WEEK 4

$$\begin{array}{r} 24 \\ + 3 \\ \hline \end{array}$$

$$\begin{array}{r} 34 \\ + 50 \\ \hline \end{array}$$

$$\begin{array}{r} 62 \\ - 20 \\ \hline \end{array}$$

$$\begin{array}{r} 87 \\ - 33 \\ \hline \end{array}$$

Solve the math facts as quickly as you can.

$2 + 1 =$

$7 + 7 =$

$9 + 5 =$

$5 + 9 =$

$11 + 5 =$

$9 + 2 =$

$8 + 3 =$

$10 + 9 =$

$6 + 11 =$

$11 + 11 =$

$2 + 10 =$

$11 + 10 =$

$3 + 3 =$

$3 + 4 =$

$2 + 12 =$

$10 + 2 =$

$8 + 5 =$

$12 + 2 =$

$1 + 3 =$


$4 + 5 =$

$0 + 3 =$

$8 + 7 =$

$6 + 5 =$

$1 + 6 =$



WEEK 4

רוקדים בפיתוח



ההקדשה לבית הספר והמורה.



1 יש ויש חגיגה,

2 רקיצות לאה לפיתוח.

3 להתחלף היא רוקצות לה.



4 ואחר כך נותנת יצ

5 לכל אחת ואחת.



6 כל יצ רוקצות.

7 כל יצ רוקצות.



8 תוצה רקיצות, תוצה רוקצות.

טוב לרקוד להיחלף בפיתוח.



WEEK 4

הַהֵרֶה כֹּכֵל טֹל



הַהֵרֶה כֹּכֵל טֹל כ | ק הַהֵרֶה כֹּכֵל טֹל



1 כֹּכֵל טֹל הַהֵרֶה כֹּכֵל טֹל

2 כֹּכֵל טֹל הַהֵרֶה כֹּכֵל טֹל

3 הַהֵרֶה כֹּכֵל טֹל

4 הַהֵרֶה כֹּכֵל טֹל

5 הַהֵרֶה כֹּכֵל טֹל

6 כֹּכֵל טֹל הַהֵרֶה כֹּכֵל טֹל

7 כֹּכֵל טֹל הַהֵרֶה כֹּכֵל טֹל

8 הַהֵרֶה כֹּכֵל טֹל

9 הַהֵרֶה כֹּכֵל טֹל


10 הַהֵרֶה כֹּכֵל טֹל

WEEK 5

2ND GRADE

Read the letter telling you about the reading food truck project. Work on it over the next few weeks. We can't wait for you to bring it to school so we can see your creativity!

JOKE OF THE WEEK



How do
you brush
a bee's
hair?

With a honeycomb!

WEEK 5

$$\begin{array}{r} 65 \\ + 24 \\ \hline \end{array}$$

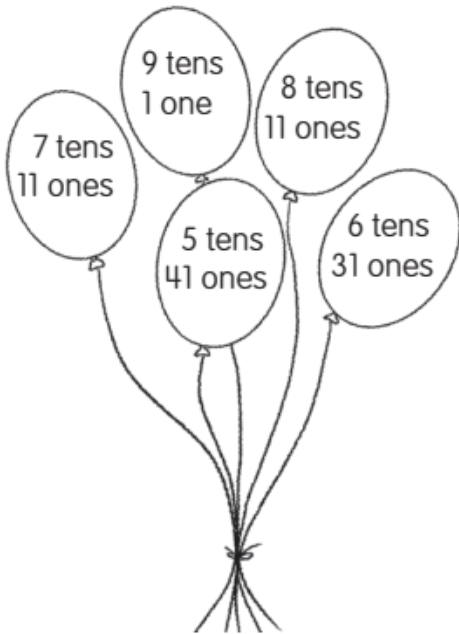
$$\begin{array}{r} 56 \\ + 40 \\ \hline \end{array}$$

$$\begin{array}{r} 74 \\ - 4 \\ \hline \end{array}$$

$$\begin{array}{r} 89 \\ - 47 \\ \hline \end{array}$$

Color the balloons that show the same as 91.

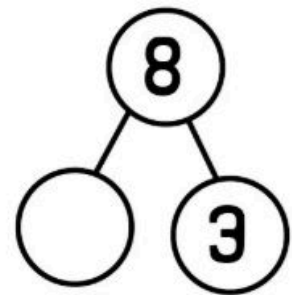
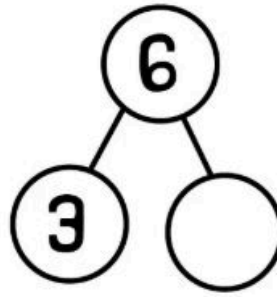
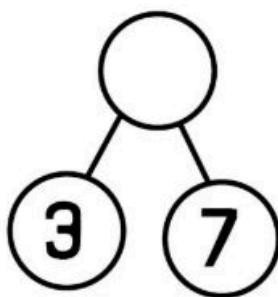
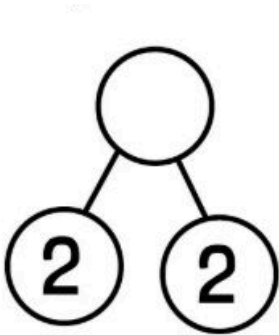
Then, create new ways to show 71 and 89.



71 =	Tens	Ones

89 =	Tens	Ones

Complete the Number Bonds. Fill in the whole OR the part.



WEEK 5



ת ש ר ק צ פ ע ס נ מ ל כ י ט ח ז ה ג ה

איך כותבים ל הכתה?



הקשה לשחק.



ט = ש



הקשה להאיר ש הכתה.



ק ש ר א ש ו ה ש ו ש

הקשה לכתוב ש הכתה וקרא.


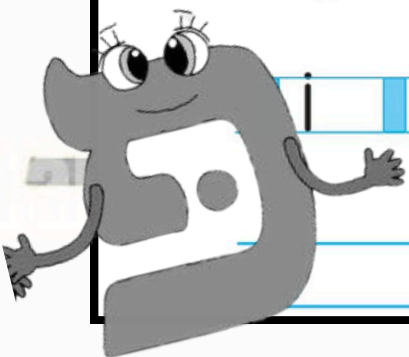


ש ש ש ש

ש ש ש ש ש ש ש ש

ש ש ש ש ש ש ש ש

ש



WEEK 5

ז...ז...ז זבוא



הַקָּטָן הַזֶּה.



ז...ז...ז זבוא



הַקָּטָן הַזֶּה זבוא הַקָּטָן הַזֶּה.



1 ז...ז...ז

2 הַקָּטָן הַזֶּה זבוא הַקָּטָן הַזֶּה.

3 הַקָּטָן הַזֶּה זבוא הַקָּטָן הַזֶּה.

4 זבוא הַקָּטָן הַזֶּה זבוא.

5 הַקָּטָן הַזֶּה זבוא הַקָּטָן הַזֶּה.

5 זבוא הַקָּטָן הַזֶּה זבוא.

5 הַקָּטָן הַזֶּה זבוא הַקָּטָן הַזֶּה.

5 זבוא הַקָּטָן הַזֶּה זבוא...

9 זבוא? זבוא הַקָּטָן הַזֶּה.

10 זבוא...זבוא...זבוא




WEEK 6

2ND GRADE

Keep reading your book and working on your food truck. We can't wait to see it!

JOKE OF THE WEEK

What is the most expensive fish?



WEEK 6

$$\begin{array}{r} 73 \\ + 15 \\ \hline \end{array}$$

$$\begin{array}{r} 58 \\ + 40 \\ \hline \end{array}$$

$$\begin{array}{r} 74 \\ - 20 \\ \hline \end{array}$$

$$\begin{array}{r} 37 \\ - 21 \\ \hline \end{array}$$

Solve the math facts as quickly as you can.

$$\begin{array}{r} 9 \\ + 9 \\ \hline \end{array}$$

$$\begin{array}{r} 8 \\ + 1 \\ \hline \end{array}$$

$$\begin{array}{r} 5 \\ + 9 \\ \hline \end{array}$$

$$\begin{array}{r} 7 \\ + 6 \\ \hline \end{array}$$

$$\begin{array}{r} 6 \\ + 2 \\ \hline \end{array}$$

$$\begin{array}{r} 5 \\ + 7 \\ \hline \end{array}$$

$$\begin{array}{r} 9 \\ + 2 \\ \hline \end{array}$$

$$\begin{array}{r} 5 \\ + 5 \\ \hline \end{array}$$

$$\begin{array}{r} 7 \\ + 4 \\ \hline \end{array}$$

$$\begin{array}{r} 4 \\ + 7 \\ \hline \end{array}$$

$$\begin{array}{r} 7 \\ + 5 \\ \hline \end{array}$$

$$\begin{array}{r} 1 \\ + 8 \\ \hline \end{array}$$

$$\begin{array}{r} 4 \\ + 5 \\ \hline \end{array}$$

$$\begin{array}{r} 7 \\ + 1 \\ \hline \end{array}$$

$$\begin{array}{r} 8 \\ + 6 \\ \hline \end{array}$$

$$\begin{array}{r} 9 \\ + 7 \\ \hline \end{array}$$

$$\begin{array}{r} 7 \\ + 2 \\ \hline \end{array}$$

$$\begin{array}{r} 2 \\ + 1 \\ \hline \end{array}$$

$$\begin{array}{r} 9 \\ + 6 \\ \hline \end{array}$$

$$\begin{array}{r} 4 \\ + 4 \\ \hline \end{array}$$

$$\begin{array}{r} 8 \\ + 7 \\ \hline \end{array}$$

$$\begin{array}{r} 3 \\ + 7 \\ \hline \end{array}$$

$$\begin{array}{r} 4 \\ + 3 \\ \hline \end{array}$$

$$\begin{array}{r} 6 \\ + 8 \\ \hline \end{array}$$

$$\begin{array}{r} 8 \\ + 5 \\ \hline \end{array}$$

$$\begin{array}{r} 3 \\ + 6 \\ \hline \end{array}$$

$$\begin{array}{r} 7 \\ + 8 \\ \hline \end{array}$$

$$\begin{array}{r} 6 \\ + 4 \\ \hline \end{array}$$

$$\begin{array}{r} 2 \\ + 7 \\ \hline \end{array}$$

$$\begin{array}{r} 8 \\ + 9 \\ \hline \end{array}$$

$$\begin{array}{r} 1 \\ + 6 \\ \hline \end{array}$$

$$\begin{array}{r} 9 \\ + 5 \\ \hline \end{array}$$

$$\begin{array}{r} 4 \\ + 6 \\ \hline \end{array}$$

$$\begin{array}{r} 3 \\ + 2 \\ \hline \end{array}$$

$$\begin{array}{r} 6 \\ + 6 \\ \hline \end{array}$$

$$\begin{array}{r} 2 \\ + 9 \\ \hline \end{array}$$

$$\begin{array}{r} 8 \\ + 3 \\ \hline \end{array}$$

$$\begin{array}{r} 2 \\ + 8 \\ \hline \end{array}$$

$$\begin{array}{r} 8 \\ + 4 \\ \hline \end{array}$$

$$\begin{array}{r} 4 \\ + 8 \\ \hline \end{array}$$

$$\begin{array}{r} 5 \\ + 4 \\ \hline \end{array}$$

$$\begin{array}{r} 5 \\ + 1 \\ \hline \end{array}$$

$$\begin{array}{r} 5 \\ + 8 \\ \hline \end{array}$$


$$\begin{array}{r} 5 \\ + 3 \\ \hline \end{array}$$

$$\begin{array}{r} 1 \\ + 4 \\ \hline \end{array}$$

$$\begin{array}{r} 5 \\ + 6 \\ \hline \end{array}$$

$$\begin{array}{r} 6 \\ + 9 \\ \hline \end{array}$$

$$\begin{array}{r} 9 \\ + 8 \\ \hline \end{array}$$



WEEK 6

א ב ג ד ה ו ז ח ט י כ ל מ נ ס ע פ צ ק ר ש ת
א ב ג ד ה ו ז ח ט י כ ל מ נ ס ע פ צ ק ר ש ת

איך כותבים p בכתה?



הקשה לשחק.



p = ם

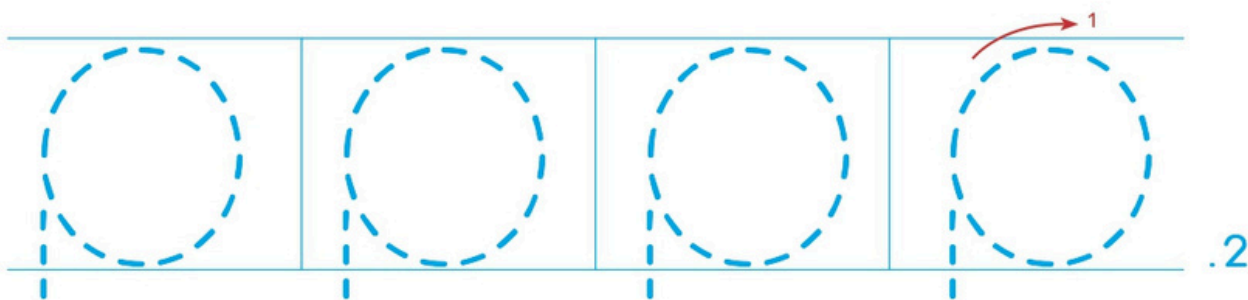


הקשה להאיר p בכתה.



1. N א p ר י ח p | א p


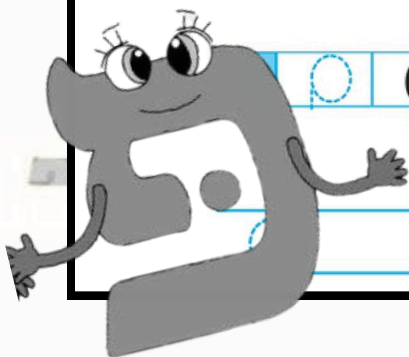
הקשה לכתוב p בכתה לקרא.



3. ת יו p ק א p ח p

ח יו p ז N p קו p

5. p



WEEK 6

הואָכּוּס אַיִס

הואָכּוּס אַיִס



בִּהְקֶשֶׁה אֶהְצִיט.



בִּהְקֶשֶׁה אֶכְתּוֹב N + P בְּכֶתֶב וְאֶקְרֹא.



1 הַיּוֹם הַזֶּה!

2 אֲנִי וְאִימִי הוֹאֲכִים אֶיֶּס.

3 אֲנִי אֹהֶבֶת בֶּהֱצִיט-יֶס.

4 וְנִיכָאֵל עֵס.

5 חֵס, הֵשֶׁעֵס הֵשֶׁעֵס.

6 אֲנִי נִכְנָסִים אֶנֶס.

7 אוֹי, הֵנִים קָרִים.

8 קָרָאנוּ הִרְגֵּלִים.

9 קָרָאנוּ הִיִּצִיִּים.

10 שָׂאוֹם יֶס כָּחוֹל

11 אֲנִי וְנִיכָאֵל נִשְׁחָקִים בִּכְחוֹל.




WEEK 7

2ND GRADE

Keep reading your book and working on your food truck. We can't wait to see it!

JOKE OF THE WEEK

Why can't you tell an egg a joke?



It will crack up!

WEEK



$$\begin{array}{r} 91 \\ + 6 \\ \hline \end{array}$$


$$\begin{array}{r} 65 \\ + 30 \\ \hline \end{array}$$

$$\begin{array}{r} 99 \\ - 40 \\ \hline \end{array}$$

$$\begin{array}{r} 92 \\ - 32 \\ \hline \end{array}$$

Count and write from 1 to 120.

1	2							9	
					16				
							28		
		33							
									50
			54						
						67			
				85					
	92								
111									



WEEK 7

איך כותבים ף בכתב?



בבקשה לשחק.



ף = ץ

ץ בכתב



בבקשה להאיר ף בכתב.



1. ף | א | ן | ף | ח | ק | 3 | p | ף | N

בבקשה לכתוב ף בכתב ולקרא.





2. ף ף ף ף

3. ף | ק | ף | נ | ף | ח | ף | ך | ף | ח

4. ף | 3 | ף | ה | ף | ק | ף | ה | ף | ו

5. ף



WEEK 7

לִּצְחָק מִצְחִיקָה



בְּהַקְשָׁה לְכַתּוֹב 3 | 9 לְכַתּוֹב בְּלִקְוָא.




1. לִּצְחָק לְהַקְשֵׁת חֹלְדָּה?

2. אוֹ אוֹכֵל לִצְחָק?

3. חָה חָה חָה.

4. לִצְחָק מִצְחִיקָה.



5. חֲתוּלָה שׁוֹתָה מִי תַפּוּזִים?

6. כָּלֵל מִצִּיר לִימִנִים לִצְחָק?

7. הֶצֶל רָץ מִיָּהר לְכִיָּתָה?

8. הִלְבֵּל מִצִּיָּם לִצְחָק?



9. חָה חָה חָה מִצְחִיק מִצְחָה.

10. כֵּן כֵּן יֵשׁ לִצְחָקוֹת?

WEEK 8

2ND GRADE

Keep reading your book and working on your food truck. We can't wait to see it!

JOKE OF THE WEEK

What do you call a cow
in an earthquake?



WEEK 8





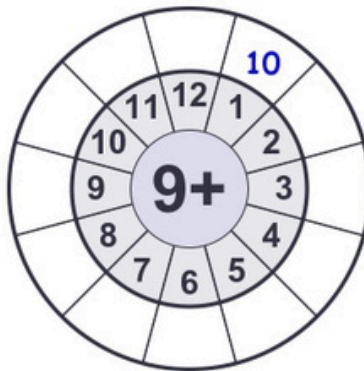
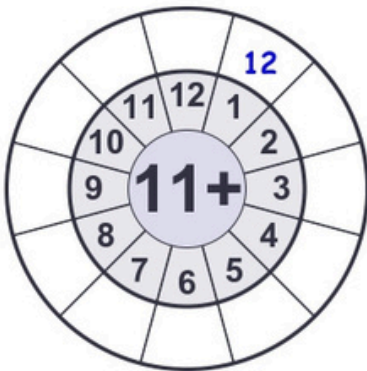
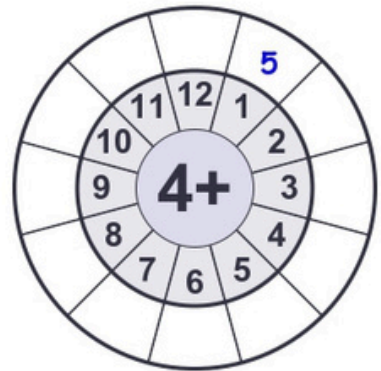
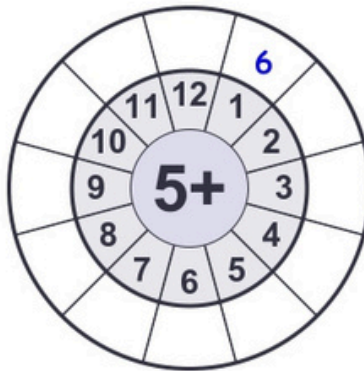
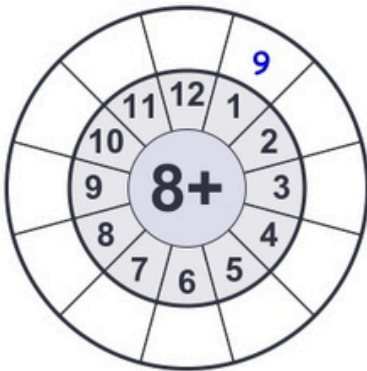
$$\begin{array}{r} 82 \\ + 7 \\ \hline \end{array}$$

$$\begin{array}{r} 52 \\ + 20 \\ \hline \end{array}$$

$$\begin{array}{r} 86 \\ - 56 \\ \hline \end{array}$$

$$\begin{array}{r} 89 \\ - 73 \\ \hline \end{array}$$

Solve the math facts as quickly as you can.



צאִיִּךְ בִּוְתָהִיִּם אֶבְכְּתָה?



$\mathfrak{g} = \mathfrak{h}$

וְבַכְתָּב



הַבְּקִשָּׁה לְהַאֲוִיר הַכֹּתֶה.

[illegible]


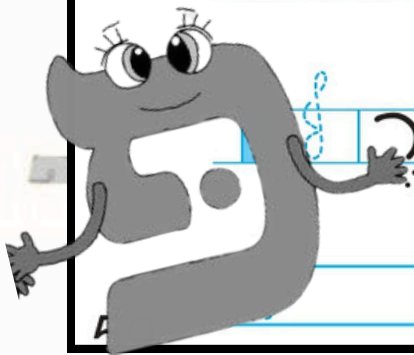
הַהִקְשָׁה לְכַתּוּב וְהַכְּתָב וְהַקְרִיא.



in in ic a x

in ic ip io o

.5



WEEK 8

יֵי הַחַצִּיטָה

יֵי הַחַצִּיטָה



הַחַצִּיטָה הַחַצִּיטָה.



הַחַצִּיטָה הַחַצִּיטָה 8 הַחַצִּיטָה הַחַצִּיטָה.



1 יֵי הַחַצִּיטָה.

2 חַצִּיטָה הַחַצִּיטָה.

3 חַצִּיטָה הַחַצִּיטָה הַחַצִּיטָה?

4 חַצִּיטָה הַחַצִּיטָה?

5 חַצִּיטָה הַחַצִּיטָה הַחַצִּיטָה.

6 חַצִּיטָה הַחַצִּיטָה.

7 חַצִּיטָה הַחַצִּיטָה?

8 חַצִּיטָה הַחַצִּיטָה הַחַצִּיטָה!

9 חַצִּיטָה הַחַצִּיטָה?

10 חַצִּיטָה הַחַצִּיטָה.

11 חַצִּיטָה הַחַצִּיטָה הַחַצִּיטָה.

